261 Mountain View Dr
Colchester, VT 05446
License #: TLAB0030
802-767-7256
info@onwardanalytics.biz

Certificate of Analysis

Client Name: Tilia Processing LLC
License Number: MANU0012

Sample ID: 20260814-35184
Sample Name: Cream Crusher
Sample Lot: MANU0012-085-06
Sample Matrix: Solvent Extraction Concentrates
Date Received: 8/14/2026
Date Reported: 8/21/2026
Date Tested: 8/20/2026



Total Cannabinoids

	%	mg/g
Total THC:	**81.916**	**819.156**
Total CBD:	**--**	**--**
Total Cannabinoids:	**83.701**	**837.013**

Total theoretical CBD % = (CBD%) + (CBDA% * 0.877)
Total theoretical THC % = (delta-9-THC%) + (THCA% * 0.877)

Potency

Standard potency analysis utilizing High Performance Liquid Chromatography (HPLC; SOP-102-OA) | Test ID: #115924

Analyte	%	mg/g	LOD (mg/g)	LOQ (mg/g)
CBC	< LOQ	< LOQ	0.0003	0.0040
CBCA	ND	ND	0.0002	0.0040
CBD	< LOQ	< LOQ	0.0008	0.0040
CBDA	ND	ND	0.0002	0.0040
CBDV	ND	ND	0.0008	0.0040
CBDVA	ND	ND	0.0001	0.0040
CBG	1.201	12.007	0.0009	0.0040
CBGA	ND	ND	0.0001	0.0040
CBN	0.585	5.850	0.0004	0.0040
CBNA	ND	ND	0.0002	0.0040
D8 THC	< LOQ	< LOQ	0.0012	0.0040
D9 THC	81.916	819.156	0.0016	0.0049
D10 THC	ND	ND	0.0004	0.0040
THCA	ND	ND	0.0002	0.0040
THCV	< LOQ	< LOQ	0.0016	0.0049
THCVA	ND	ND	0.0002	0.0040

* Measurements of uncertainty available on request

Callie Chapman
Lab Director
8/21/2026

Rev. 1	Initial Release

In performing the services, Onward Analytics, ("OA") shall exercise a degree of skill and care ordinarily exercised by a reasonably prudent laboratory professional under similar circumstances. Except as set forth in the preceding sentence, client acknowledges and agrees that: (a) the services may require OA to make judgements based upon limited data rather than upon scientific certainties; (b) OA's approach, recommendations, and associated cost estimates, if any, are based on industry practices and averages; (c) OA renders its opinions with respect to observations made and data available at the time of testing; (d) ultimate outcomes could be inconsistent with OA's conclusions, results and projections; and (e) there may be additional reports relating to the site (whether prepared by OA or other parties), and reliance upon any OA report without reference to any such other reports is done at client's sole risk.

261 Mountain View Dr
Colchester, VT 05446
License #: TLAB0030
802-767-7256
info@onwardanalytics.biz

Certificate of Analysis

Client Name: Tilia Processing LLC
License Number: MANU0012

Sample ID: 20260814-35184
Sample Name: Cream Crusher
Sample Lot: MANU0012-085-06
Sample Matrix: Solvent Extraction Concentrates
Date Received: 8/14/2026
Date Reported: 8/21/2026
Date Tested: 8/20/2026



Total Terpenes (%) : 5.127

Dominant Terpenes (%)	
Limonene	**2.0522**
beta-caryophyllene	**0.8849**
Myrcene	**0.6545**
alpha-Pinene	**0.3938**
alpha-Humulene	**0.3654**

Terpenes

Standard terpene analysis utilizing Gas Chromatography – Mass Spectrometry (GC-MS; SOP-020-OA) | Test ID: #115935

Analyte	Result (%)	Result (mg/g)	LOD (mg/g)	LOQ (mg/g)
3-Carene	ND	ND	0.000002	0.001
alpha-Bisabolol	0.0553	0.553	0.000003	0.001
alpha-Humulene	0.3654	3.654	0.000002	0.001
alpha-Pinene	0.3938	3.938	0.000001	0.001
alpha-Terpinene	0.0251	0.251	0.000001	0.001
alpha-Terpinolene	0.0421	0.421	0.000004	0.001
beta-caryophyllene	0.8849	8.849	0.000004	0.001
beta-Pinene	0.3394	3.394	0.000002	0.001
Camphene	0.0531	0.531	0.000001	0.001
Caryophyllene Oxide	ND	ND	0.000011	0.001
Eucalyptol	ND	ND	0.000002	0.001
gamma-Terpinene	< LOQ	< LOQ	0.000002	0.001
Geraniol	ND	ND	0.000008	0.003
Guaiol	0.0312	0.312	0.000007	0.001
Isopulegol	ND	ND	0.000005	0.001
Isopropyl Toluene	ND	ND	0.000003	0.001
Limonene	2.0522	20.522	0.000002	0.001
Linalool	0.1218	1.218	0.000003	0.001
Nerolidol	0.0417	0.417	0.000007	0.001
Myrcene	0.6545	6.545	0.000003	0.001
Ocimene	0.0665	0.665	0.000002	0.001
Total Terpenes	**5.127**	**51.27**		

Callie Chapman
Lab Director
8/21/2026

Rev. 1	Initial Release

In performing the services, Onward Analytics, ("OA") shall exercise a degree of skill and care ordinarily exercised by a reasonably prudent laboratory professional under similar circumstances. Except as set forth in the preceding sentence, client acknowledges and agrees that: (a) the services may require OA to make judgements based upon limited data rather than upon scientific certainties; (b) OA's approach, recommendations, and associated cost estimates, if any, are based on industry practices and averages; (c) OA renders its opinions with respect to observations made and data available at the time of testing; (d) ultimate outcomes could be inconsistent with OA's conclusions, results and projections; and (e) there may be additional reports relating to the site (whether prepared by OA or other parties), and reliance upon any OA report without reference to any such other reports is done at client's sole risk.

261 Mountain View Dr
Colchester, VT 05446
License #: TLAB0030
802-767-7256
info@onwardanalytics.biz

Certificate of Analysis

Client Name: Tilia Processing LLC
License Number: MANU0012

Sample ID: 20260716-33760
Sample Name: Chromag,CreamCrusher,BlueDream
Sample Lot: MANU0012-085
Sample Matrix: Solvent Extraction Concentrates
Date Received: 7/16/2026
Date Reported: 7/22/2026
Date Tested: 7/20/2026

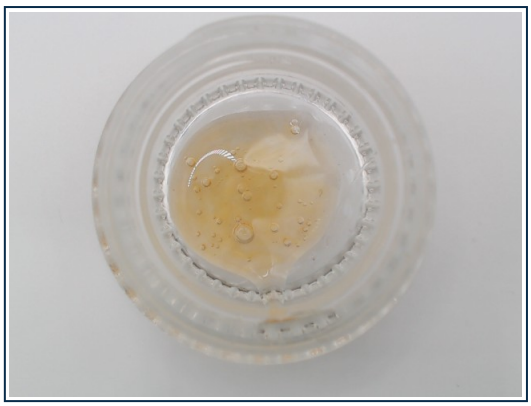

Residual Solvents — Pass

Residual solvents and processing chemicals analysis utilizing Headspace Gas Chromatography – Mass Spectrometry (HS-GC-MS; SOP-010-OA) **- Limit units: µg/g** | Test ID: #111282

Analyte	Pass/Fail	Result (ppm)	Limit	LOD (ppm)	LOQ (ppm)
Acetone	Pass	< LOQ	5000.000	4.730	14.200
Acetonitrile	Pass	< LOQ	410.000	0.480	1.450
Benzene	Pass	< LOQ	2.000	0.020	0.060
Chloroform	Pass	< LOQ	60.000	0.070	0.210
Ethanol	Pass	527.119	5000.000	6.010	18.040
Heptanes (total)	Pass	< LOQ	5000.000	5.950	17.840
Hexanes (total)	Pass	< LOQ	0	0.350	1.040
Isopropyl Alcohol	Pass	< LOQ	5000.000	5.910	17.730
Methanol	Pass	< LOQ	3000.000	3.540	10.610
Methylene Chloride	Pass	< LOQ	600.000	6.400	19.190
Toluene	Pass	< LOQ	890.000	1.050	3.160
Xylenes (total)	Pass	< LOQ	2170.000	19.426 14.858 *	58.868 45.024 *
Additional Solvent Analytes					
Propane	Pass	< LOQ	5000.000	5.420	16.260
2-Methylpropane	Pass	< LOQ	5000.000	5.420	16.270
2,2-Dimethylbutane	Pass	< LOQ	5000.000	0.340	1.020
2,3-Dimethylbutane	Pass	< LOQ	5000.000	0.340	1.030
n-Butane	Pass	< LOQ	0	5.390	16.160
2-Methylpentane	Pass	< LOQ	5000.000	0.340	1.030
3-Methylpentane	Pass	< LOQ	5000.000	0.680	2.050
Isopentane	Pass	< LOQ	5000.000	5.890	17.670
n-Pentane	Pass	< LOQ	5000.000	5.900	17.700
Neopentane	Pass	< LOQ	5000.000	11.870	35.620

* Xylenes action limit represents sum of m,p-Xylene and o-Xylene

Callie Chapman
Lab Director
7/22/2026

Rev. 1	Initial Release

In performing the services, Onward Analytics, ("OA") shall exercise a degree of skill and care ordinarily exercised by a reasonably prudent laboratory professional under similar circumstances. Except as set forth in the preceding sentence, client acknowledges and agrees that: (a) the services may require OA to make judgements based upon limited data rather than upon scientific certainties; (b) OA's approach, recommendations, and associated cost estimates, if any, are based on industry practices and averages; (c) OA renders its opinions with respect to observations made and data available at the time of testing; (d) ultimate outcomes could be inconsistent with OA's conclusions, results and projections; and (e) there may be additional reports relating to the site (whether prepared by OA or other parties), and reliance upon any OA report without reference to any such other reports is done at client's sole risk.

261 Mountain View Dr
Colchester, VT 05446
License #: TLAB0030
802-767-7256
info@onwardanalytics.biz

Certificate of Analysis

Client Name: Tilia Processing LLC
License Number: MANU0012

Sample ID: 20260716-33760
Sample Name: Chromag,CreamCrusher,BlueDream
Sample Lot: MANU0012-085
Sample Matrix: Solvent Extraction Concentrates
Date Received: 7/16/2026
Date Reported: 7/22/2026
Date Tested: 7/17/2026

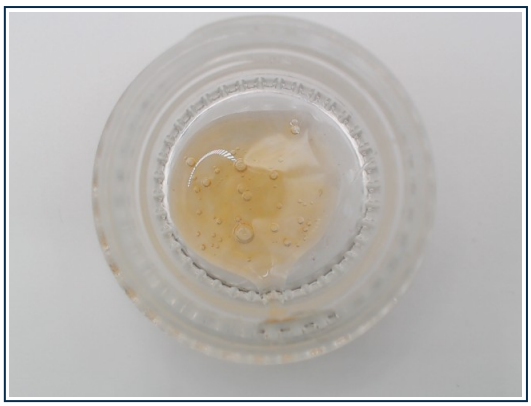

Pesticides — Pass

Residual pesticide analysis utilizing Liquid Chromatography – Mass Spectrometry (LC-MSMS; SOP-070-OA) **- Limit units: ppm** | Test ID: #111283

Analyte	Pass/Fail	Result (ppm)	Limit	LOD (ppm)	LOQ (ppm)
Abamectin B1a	Pass	ND	0.10000	0.00687	0.02081
Abamectin B1b	Pass	ND	0.10000	0.00133	0.00405
Acephate	Pass	ND	0.10000	0.02214	0.06710
Acequinocyl	Pass	ND	0.10000	0.02276	0.06897
Azoxystrobin	Pass	ND	0.10000	0.01262	0.03825
Bifenazate	Pass	ND	0.10000	0.01232	0.03734
Bifenthrin	Pass	ND	3.00000	0.04612	0.13976
Carbaryl	Pass	ND	0.50000	0.01039	0.03149
Chlorpyrifos	Pass	ND	0.04000	0.00702	0.02128
Cypermethrin	Pass	ND	1.00000	0.02839	0.08604
Etoxazole	Pass	ND	0.10000	0.00915	0.02772
Imazalil	Pass	ND	0.04000	0.00664	0.02012
Imidacloprid	Pass	ND	5.00000	0.02001	0.06063
Myclobutanil	Pass	ND	0.10000	0.01691	0.05123
Spinosyn A	Pass	ND	0.10000	0.00632	0.01916
Spinosyn D	Pass	ND	0.10000	0.00256	0.00775
Pyrethrins	Pass	ND	0.50000	0.00022 0.00498 *	0.00072 0.00015 *

* Pyrethrins action limit represents sum of isomers I & II

Callie Chapman
Lab Director
7/22/2026

Rev. 1	Initial Release

In performing the services, Onward Analytics, ("OA") shall exercise a degree of skill and care ordinarily exercised by a reasonably prudent laboratory professional under similar circumstances. Except as set forth in the preceding sentence, client acknowledges and agrees that: (a) the services may require OA to make judgements based upon limited data rather than upon scientific certainties; (b) OA's approach, recommendations, and associated cost estimates, if any, are based on industry practices and averages; (c) OA renders its opinions with respect to observations made and data available at the time of testing; (d) ultimate outcomes could be inconsistent with OA's conclusions, results and projections; and (e) there may be additional reports relating to the site (whether prepared by OA or other parties), and reliance upon any OA report without reference to any such other reports is done at client's sole risk.

261 Mountain View Dr
Colchester, VT 05446
License #: TLAB0030
802-767-7256
info@onwardanalytics.biz

Certificate of Analysis

Client Name: Tilia Processing LLC
License Number: MANU0012

Sample ID: 20260716-33760
Sample Name: Chromag,CreamCrusher,BlueDream
Sample Lot: MANU0012-085
Sample Matrix: Solvent Extraction Concentrates
Date Received: 7/16/2026
Date Reported: 7/22/2026
Date Tested: 7/21/2026

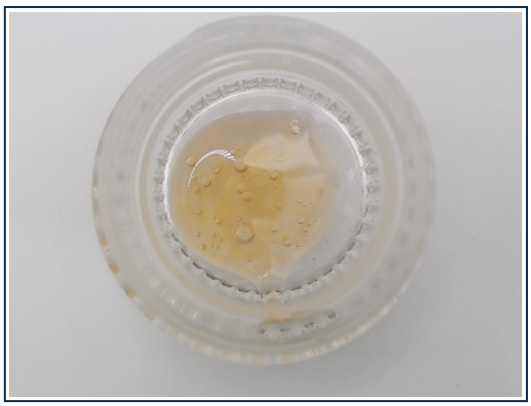

Heavy Metals — PASS

Heavy metals analysis utilizing Inductively Coupled Plasma Mass Spectrometry (ICP-MS; SOP-072-OA) - **Limit units: ppm** | Test ID: #111284

Analyte	Pass/Fail	Result (ppm)	Limit (ppm)	LOD (ppm)	LOQ (ppm)
Arsenic	PASS	< LOQ	1.500	0.0052000	0.10000
Cadmium	PASS	< LOQ	0.500	0.0000800	0.10000
Lead	PASS	< LOQ	1.000	0.0038000	0.10000
Mercury	PASS	< LOQ	1.500	0.0007800	0.10000

Callie Chapman
Lab Director
7/22/2026

Rev. 1	Initial Release

In performing the services, Onward Analytics, ("OA") shall exercise a degree of skill and care ordinarily exercised by a reasonably prudent laboratory professional under similar circumstances. Except as set forth in the preceding sentence, client acknowledges and agrees that: (a) the services may require OA to make judgements based upon limited data rather than upon scientific certainties; (b) OA's approach, recommendations, and associated cost estimates, if any, are based on industry practices and averages; (c) OA renders its opinions with respect to observations made and data available at the time of testing; (d) ultimate outcomes could be inconsistent with OA's conclusions, results and projections; and (e) there may be additional reports relating to the site (whether prepared by OA or other parties), and reliance upon any OA report without reference to any such other reports is done at client's sole risk.